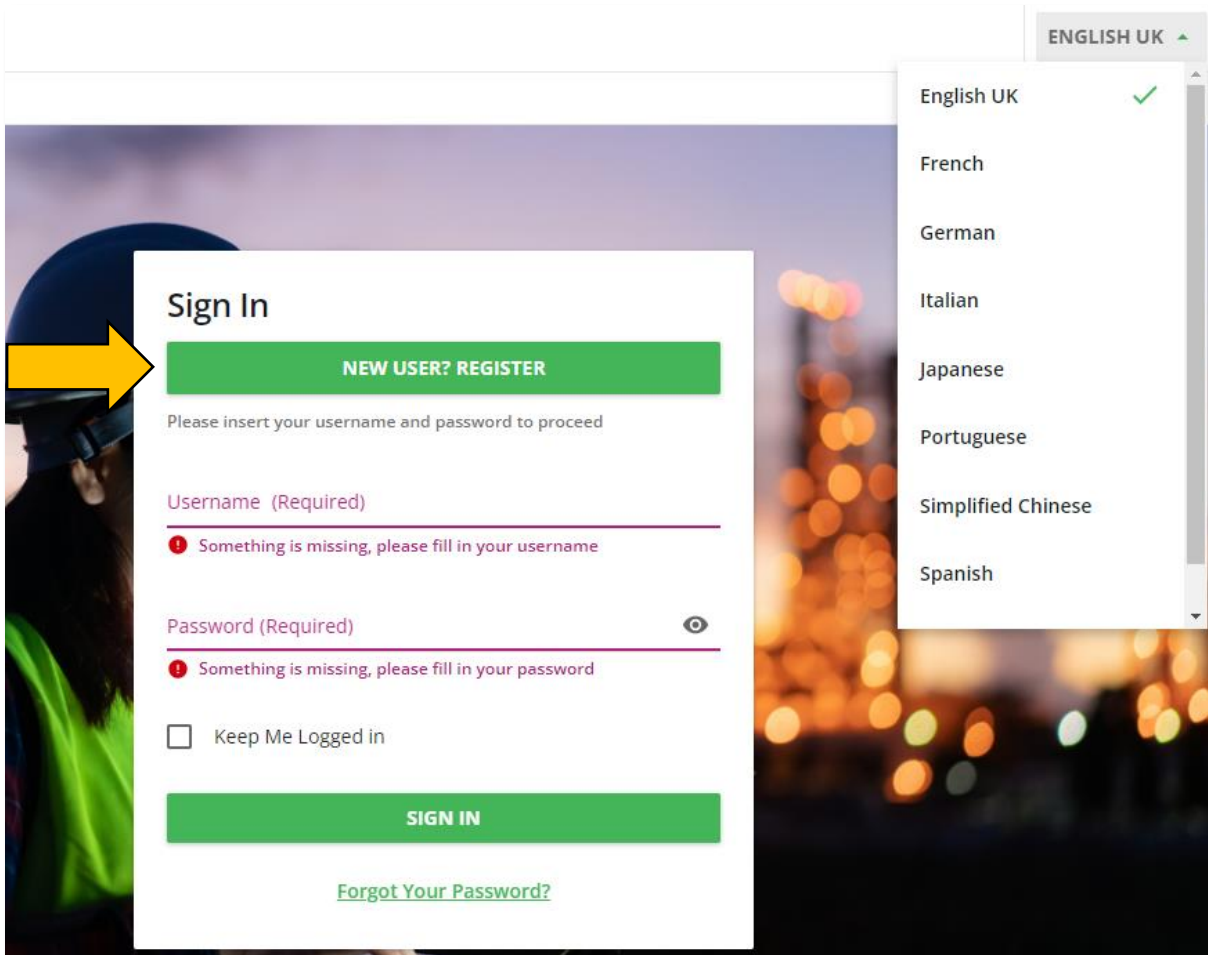


How can I register on the TfS Academy?

Click on this link: <https://supplieracademy.tfs-initiative.com/learn>

This will lead you to the login & registration page, available in multiple languages:

⇒ click on **NEW USER? REGISTER**



The screenshot shows the login and registration interface of the TfS Academy. A yellow arrow points to the 'NEW USER? REGISTER' button. The page is titled 'Sign In' and includes a language selection dropdown menu in the top right corner, currently set to 'ENGLISH UK'. The registration form contains fields for 'Username (Required)' and 'Password (Required)', both with error messages indicating that the fields are empty. There is a 'Keep Me Logged in' checkbox and a 'SIGN IN' button. A link for 'Forgot Your Password?' is located at the bottom of the form.

ENGLISH UK ▲

- English UK ✓
- French
- German
- Italian
- Japanese
- Portuguese
- Simplified Chinese
- Spanish


Sign In

NEW USER? REGISTER

Please insert your username and password to proceed

Username (Required)

❗ Something is missing, please fill in your username

Password (Required) 

❗ Something is missing, please fill in your password

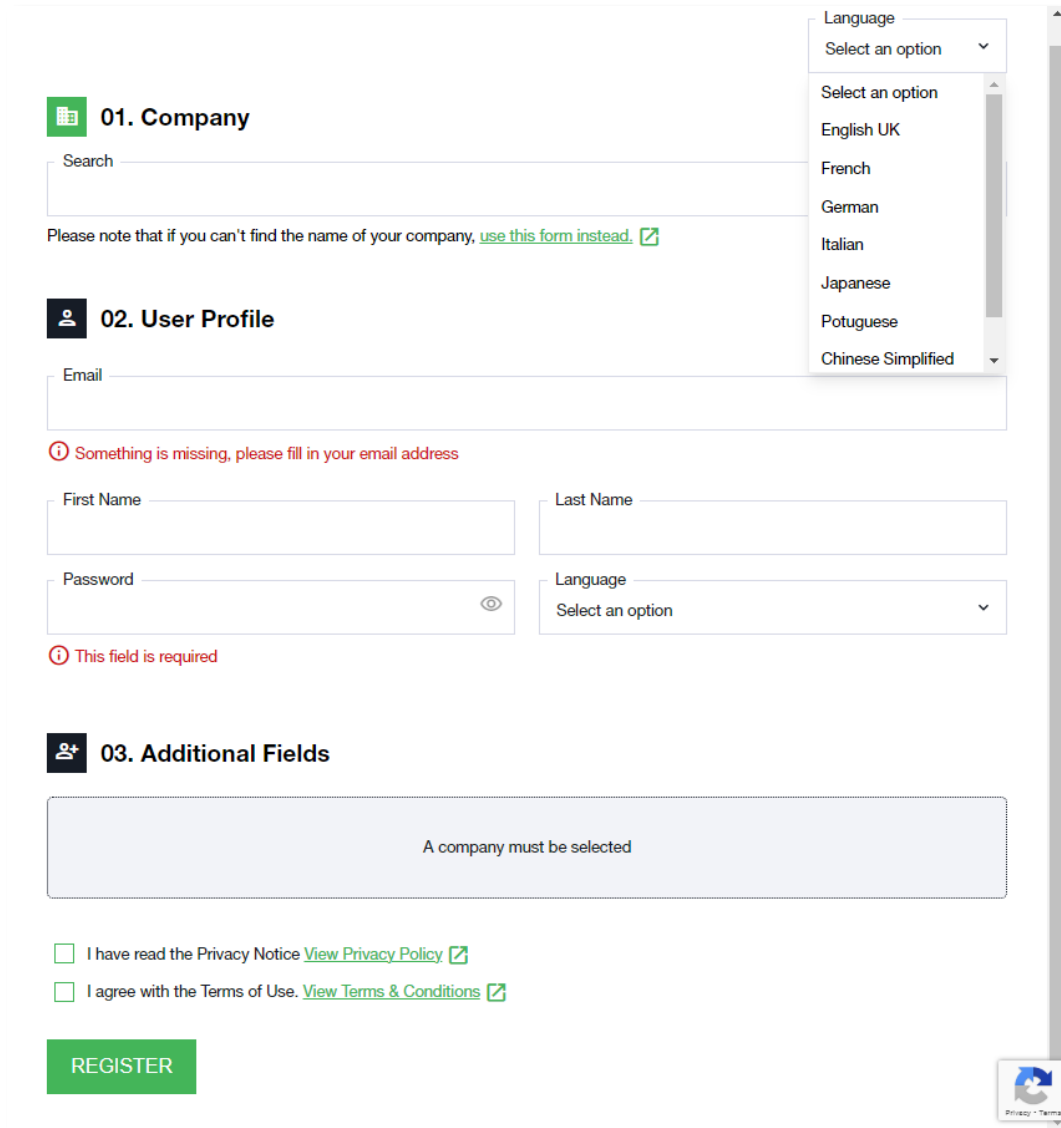
☐ Keep Me Logged in

SIGN IN

[Forgot Your Password?](#)

In the registration form, **start by typing your company name**, which you can then pick from the list in the drop-down.

Should the name of your company not be available, contact us with the alternative form available under the drop-down.



The screenshot shows a registration form with three main sections: 01. Company, 02. User Profile, and 03. Additional Fields. In the '01. Company' section, there is a search bar and a language dropdown menu. The dropdown menu is open, showing options: English UK, French, German, Italian, Japanese, Portuguese, and Chinese Simplified. Below the search bar, there is a note: 'Please note that if you can't find the name of your company, [use this form instead.](#)' In the '02. User Profile' section, there is an email field with a red error message: 'Something is missing, please fill in your email address'. Below the email field, there are fields for First Name, Last Name, Password, and a language dropdown menu. The Password field has a red error message: 'This field is required'. In the '03. Additional Fields' section, there is a message: 'A company must be selected'. At the bottom, there are two checkboxes: 'I have read the Privacy Notice [View Privacy Policy](#)' and 'I agree with the Terms of Use. [View Terms & Conditions](#)'. A green 'REGISTER' button is at the bottom left, and a 'Privacy - Terms' link is at the bottom right.

01. Company

Search

Please note that if you can't find the name of your company, [use this form instead.](#)

02. User Profile

Email

Something is missing, please fill in your email address

First Name

Last Name

Password

Language

Select an option

This field is required

03. Additional Fields

A company must be selected

☐ I have read the Privacy Notice [View Privacy Policy](#)

☐ I agree with the Terms of Use. [View Terms & Conditions](#)

REGISTER

[Privacy - Terms](#)

Fill in your user Profile and the Additional Fields, and finally also check the Privacy Policy and Terms and Conditions.

Click on 'Register'. You will receive a confirmation email with a link to access the Tfs Academy and start your learning journey!